

LIA - Diamonds Trust  
08/02/02 34.70 85.15 82.03 83.20 129811 1.67 AMEX Optionable Daily Zoom=6



**Chart Summary:**

08/02/02 84.70 85.15 82.03 83.20 129811 -1.67  
DIA - Diamonds Trust

AMEX Optionable

**Top**

- Prices - Candlestick Chart
- Moving Average - 25 bars - Exponential
- Moving Average - 200 bars - Simple
- Bollinger Bands - 20 bar, 20 StdDev
- MoneyStream

**Middle**

- Time Segmented Volume - 6 bars - Exponential
- Volume Bars

**Bottom**

- Stochastics - Period:5 SK:2 SD:2 - Simple

SPY - Standard & Poors Dep Rec FINANCIAL SERVICES - Closed-End Fund - Debt  
08/02/02 88.50 88.31 85.62 86.79 517651 1.99 AMEX Daily Zoom=6 Modified



**Chart Summary:**

08/02/02 88.50 88.91 85.62 86.79 517651 -1.99  
SPY - Standard & Poors Dep Rec  
FINANCIAL SERVICES - Closed-End Fund - Debt  
AMEX

**Top**

- Prices - Candlestick Chart
- Moving Average - 50 bars - Simple
- Moving Average - 200 bars - Simple
- Bollinger Bands - 20 bar, 20 StdDev
- MoneyStream

**Middle**

- Time Segmented Volume - 6 bars - Exponential
- Volume Bars

**Bottom**

- Stochastics - Period:5 SK:2 SD:2 - Simple

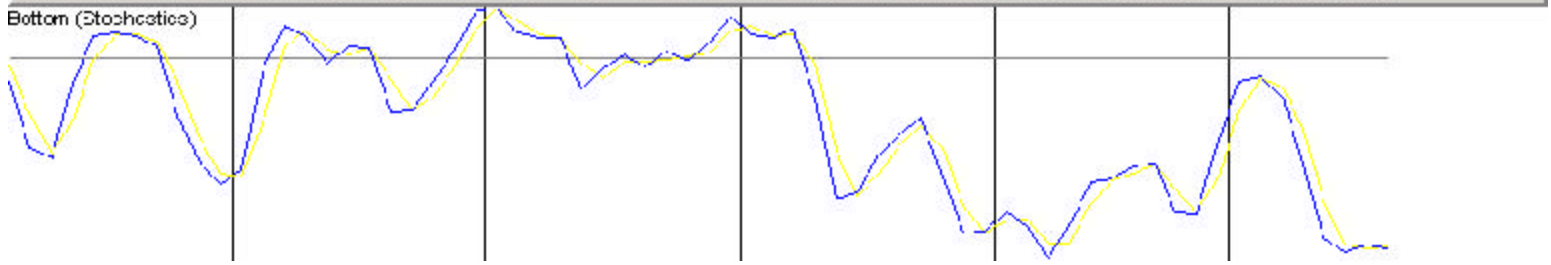
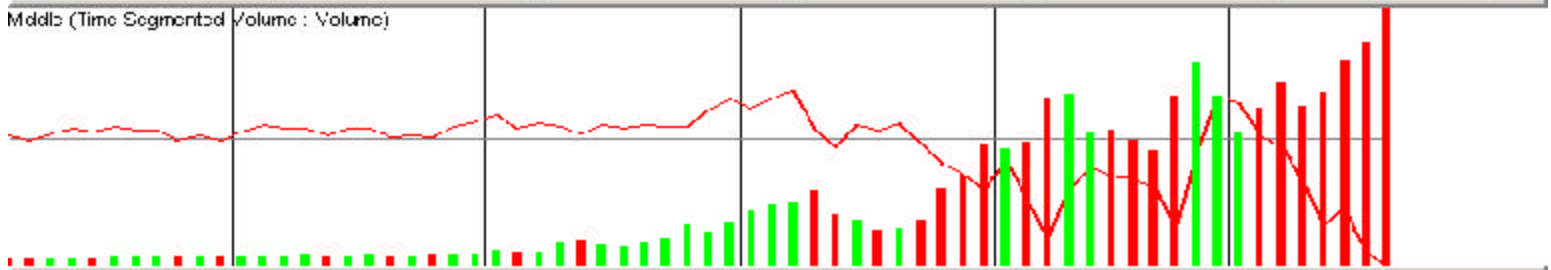
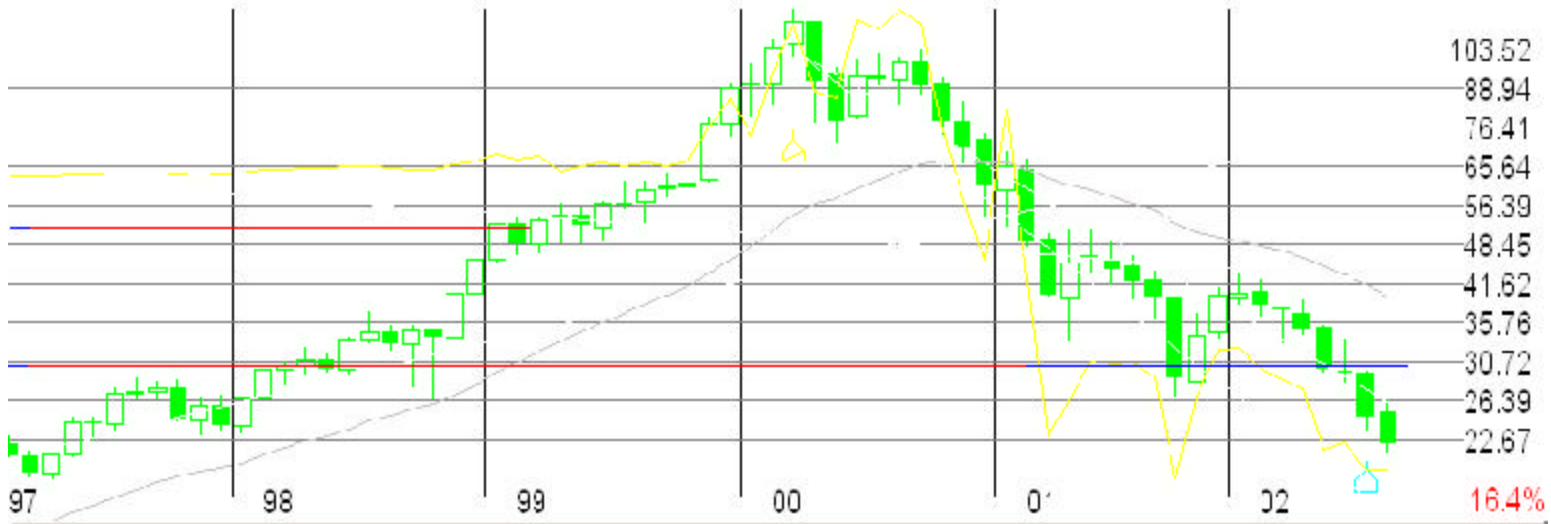


Chart Summary:  
 08/02/02 25.26 26.55 21.64 22.25 1220627 -2.50  
 QQQ - Nasdaq 100 Tr Series I  
 FINANCIAL SERVICES - Closed-End Fund - Equity  
 AMEX Optionable

Top  
 Prices - Candlestick Chart  
 Moving Average - 25 bars - Exponential  
 Moving Average - 200 bars - Simple  
 Bollinger Bands - 20 bar, 20 StdDev  
 MoneyStream

Middle  
 Time Segmented Volume - 6 bars - Exponential  
 Volume Bars

Bottom  
 Stochastics - Period:5 SK:2 SD:2 - Simple

QQQ - Nasdaq 100 Tr Series I FINANCIAL SERVICES - Closed-End Fund - Equity  
08/02/02 23.27 24.39 21.82 22.25 959537 0.42 AMEX Optionable Weekly Zoom=6 Modified



**Chart Summary:**

08/02/02 23.27 24.69 21.82 22.25 959537 -0.42  
QQQ - Nasdaq 100 Tr Series I  
FINANCIAL SERVICES - Closed-End Fund - Equity  
AMEX Optionable

**Top**

- Prices - Candlestick Chart
- Moving Average - 50 bars - Simple
- Moving Average - 200 bars - Simple
- Bollinger Bands - 20 bar, 20 StdDev
- MoneyStream

**Middle**

- Time Segmented Volume - 6 bars - Exponential
- Volume Bars

**Bottom**

- Stochastics - Period:5 SK:2 SD:2 - Simple